CHAPTER 3

SOCIAL SECTOR

3.1 Health

3.1.1 Existing Situation

a. Health Manpower and Facilities

Health services in Pilar are delivered to the community by the two (2) Rural Health Units (RHUs). Both RHU II are housed in a two-storey building within the municipal compound and serves ten (10) barangays, namely; Poblacion, Del Rosario, Rizal, Burgos, Wawa, Landing, Wakas South Wakas North, Bagumbayan, & Bataan Munti. The RHU II maintians the second level of the building and serves nine (9), barangays, namely ; Panilas, Sta. Rosa, Balut I, Balut II, Alanli, Nagwaling, Diwa Liyang and Pantingan.

Serving the whole populace of Pilar is a doctor, a dentist, a medical technologist, two nurses, RHMs, a sanitary inspector, a dental aide and a utility worker. A total of 12 health personnel attends to the physical well-being of the residents of Pilar. However its operation is augmented by Barangay Health Workers assigned in 17 barangay Health Stations including the Main Health Station (Table 23).

b. Health Status

Acute Respiratory Infection (ARI)/NPOC is the primary cause of morbidity from 2003 to 2007. However in 2007, the number of persons affected has decreased by almost 68% due to the implementation of health programs which are preventive in nature and the promotion of health awareness among constituents.

Cancer (uterus,liver breast, etc.) was the leading cause death in 2003. Pneumonia was the leading causes of mortality 2004 and 2005 but was replaced by CVA due to hypertention in 2007 (Table 25). This sudden change maybe attributed to the lifestyle of the constituents particularly poor eating habits and others that are influenced by unhealthy attitudes.

Health programs are rigorously implemented in all barangays. Immunization is conducted monthly based on available vaccines supplied by DOH.

All health problems and programs mentioned are dependent on LGU support as health conditions can be easily improved through concerted efforts of the government and the people.

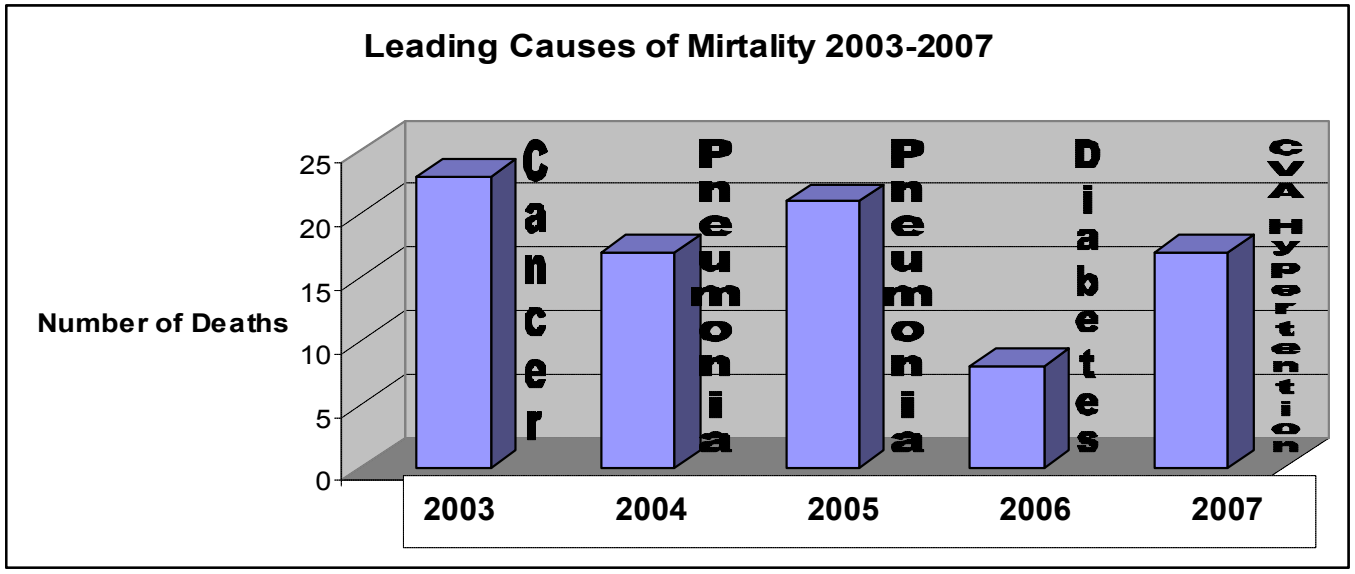

c. Garbage Disposal

Garbage is being collected regularly and dumped at the dump site in the adjacent town.

d. Sanitation

In the census 2000 only 3% of the households have no water-sealed toilet facilities.

Households by Kind of Toilet Facility Being Used and city/municipality 2000 (Figures are estimates based on a 10% sample)

	Water-sealed Sewer/ Septic Tank,Used Exclusively by HH	Water-sealed Sewer/ Septic Tank, Shared with Other Households	Water sealed, Other Depository, Used Exclusively by Households	Water-sealed, Other Depository, Shared with Other Households	Closed Pit	Open Pit	Others (Pail System etc)	None	Total Number of HH
BATAAN	63,151	11,622	14,493	6,772	5,109	1,983	2 138	8 406	113 74
PILAR	2,784	676	1,549	757	537	18	17	176	6,514

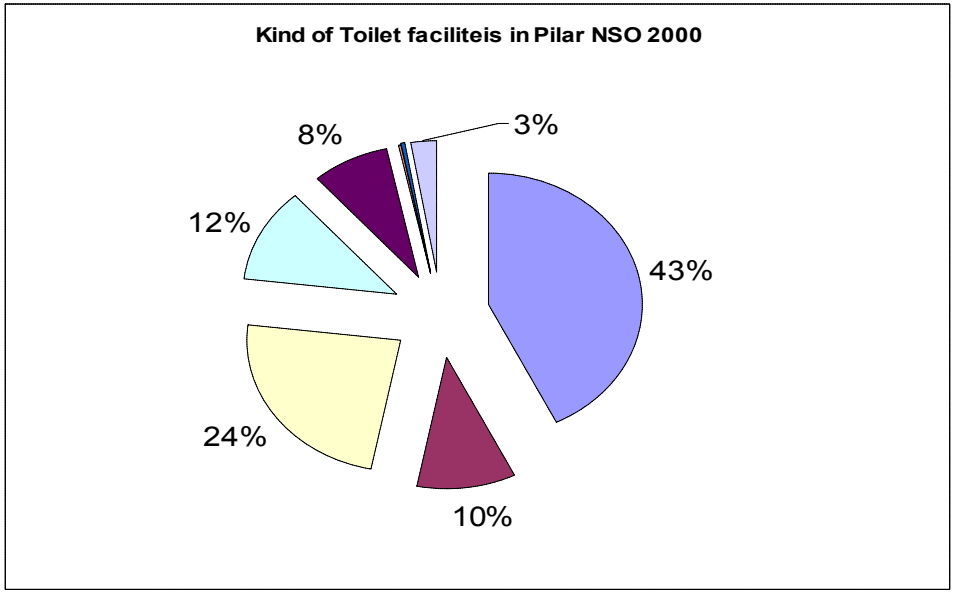

3.2 Education

3.2.1 Existing Situation

a. Schools, enrollment and Teacher to pupil ratios

The Schools District of Pilar is a one municipality district with 12 elementary schools located in different barangays complete with H.E. and Industrial Arts Buildings, libraries and other facilities. School year 2006-2007 posted a total of 4,377 elementary enrollees.

There are 131 public school teachers and 112 classroom in the municipality elementary school system which accounts for a teacher-pupil ratio of 1:33 and the classroom-pupil ratio of 1:39 (National standard ratio is 1:40). These means that there are no overcrowded classrooms in Pilar. In addition there are emerging private schools which cater to upper income brackets.

Of the Household Population, 8,474 were attending school at anytime from June 1999 to March 2000 (NSO 2000). 6,928 attended schools in Pilar while 1,218 travel to adjacent municipalities or cities.

CURRENT SCHOOL YEAR ENROLMENT IN GOVERNMENT ELEMENTARY SCHOOLS BY GRADE LEVEL AND BY SEX
SCHOOL YEAR 2005-2006

REGION: REGION III - CENTRAL LUZON
DIVISION: BATAAN
SCHOOL DISTRICT: PILAR

School		Current School Year Enrolment (As of August 31)														
		Grade 1		Grade 2		Grade 3		Grade 4		Grade 5		Grade 6		Total Grades (1-6)		
		Male	Female	Male	Female	Male	Female	Male	Female	Male	Female	Male	Female	Male	Female	Total
104688	Alauli ES	54	44	45	46	44	37	40	44	25	39	32	37	240	247	487
104689	Bagumbayan ES	36	21	27	20	30	10	23	24	22	14	19	13	157	102	259
104690	Balut ES	28	20	24	24	36	31	30	22	37	14	26	20	181	131	312
104691	Diw a ES (Diw a Bo. ES)	27	27	13	15	23	22	21	31	22	20	19	22	125	137	262
104692	J.S. Herrera Sr. Mem. ES	14	9	13	2	14	13	6	13	12	13	11	13	70	63	133
104693	Liyang ES	20	8	29	24	21	26	23	25	18	26	17	7	128	116	244
104694	Nagw aling ES	29	21	26	23	28	20	21	19	16	25	13	19	133	127	260
104695	Panilao ES	64	46	48	50	46	37	62	47	46	52	47	41	313	273	586
104696	Pantingan ES	23	15	13	12	22	8	13	18	13	13	15	7	99	73	172
104697	Pilar ES	67	59	63	64	52	65	59	43	79	57	50	60	370	348	718
104698	Sta. Rosa ES	41	39	41	39	38	37	55	34	29	38	32	32	236	219	455
104699	Wakas ES	37	35	30	30	30	42	34	23	33	35	27	31	191	196	387
	TOTAL	**440**	**344**	**372**	**349**	**384**	**348**	**387**	**343**	**352**	**346**	**308**	**302**	**2,243**	**2,032**	**4,275**

DEPARTMENT OF EDUCATION

NUMBER OF MONOGRADE AND MULTI-GRADE CLASSES IN GOVERNMENT ELEMENTARY SCHOOLS BY GRADE LEVEL
SCHOOL YEAR 2005-2006

School		Number of Monograde Classes							Number of Multigrade Classes	Total All Classes	Total Enrolment	Pupil-Class Ratio (PCR)
		Grade 1	Grade 2	Grade 3	Grade 4	Grade 5	Grade 6	Total Grades 1-6				
104688	Alauli ES	2	2	2	2	2	2	12	0	12	487	40.58
104689	Bagumbayan ES	2	1	1	2	1	1	8	0	8	259	32.38
104690	Balut ES	1	1	2	1	1	1	7	0	7	312	44.57
104691	Diw a ES (Diw a Bo. ES)	1	1	1	2	1	1	7	0	7	262	37.43
104692	J.S. Herrera Sr. Mem. ES	1	1	1	1	1	1	6	0	6	133	22.17
104693	Liyang ES	1	1	1	1	1	1	6	0	6	244	40.67
104694	Nagw aling ES	1	2	1	1	1	1	7	0	7	260	37.14
104695	Panilao ES	3	2	2	3	2	2	14	0	14	586	41.86
104696	Pantingan ES	1	1	1	1	1	1	6	0	6	172	28.67
104697	Pilar ES	3	3	3	3	3	3	18	0	18	718	39.89
104698	Sta. Rosa ES	2	2	2	2	2	2	12	0	12	455	37.92
104699	Wakas ES	2	2	2	2	2	2	12	0	12	387	32.25
	TOTAL	**20**	**19**	**19**	**21**	**18**	**18**	**115**	**0**	**115**	**4,275**	**37.17**

DEPARTMENT OF EDUCATION

INSTRUCTIONAL ROOMS IN GOVERNMENT ELEMENTARY SCHOOLS
SCHOOL YEAR 2005-2006

School		Instructional Rooms (Current Utilization [a])							Number of Shifts Offered	Total Enrolment	Mean Enrolment per Shift	Pupil : Room Ratio	
		Academic Classrooms	Science Laboratories	HE Rooms	I.A. Workshops	Computer Rooms	Not Currently Used	Total				Raw [b]	Adjusted [c]
104688	Alauli ES	12	0	1	0	0	0	13	1	487	487.00	37.46	37.46
104689	Bagumbayan ES	8	1	1	1	0	0	11	1	259	259.00	23.55	23.55
104690	Balut ES	7	0	0	1	0	0	8	1	312	312.00	39.00	39.00
104691	Diwa ES (Diwa Bo. ES)	7	0	0	1	0	0	8	1	262	262.00	32.75	32.75
104692	J.S. Herrera Sr. Mem. ES	6	0	1	0	0	0	7	1	133	133.00	19.00	19.00
104693	Liyang ES	6	0	1	1	0	0	8	1	244	244.00	30.50	30.50
104694	Nagwaling ES	7	0	1	0	0	0	8	1	260	260.00	32.50	32.50
104695	Panilao ES	14	1	1	1	0	0	17	1	586	586.00	34.47	34.47
104696	Pantingan ES	6	0	0	0	0	0	6	1	172	172.00	28.67	28.67
104697	Pilar ES	18	1	1	1	0	0	21	1	718	718.00	34.19	34.19
104698	Sta. Rosa ES	13	1	1	1	0	0	16	1	455	455.00	28.44	28.44
104699	Wakas ES	12	0	1	1	0	0	14	1	387	387.00	27.64	27.64
	TOTAL	**116**	**4**	**9**	**8**	**0**	**0**	**137**		**4,275**	**4,275.00**	**31.20**	**31.20**

DEPARTMENT OF EDUCATION

NON-INSTRUCTIONAL ROOMS IN GOVERNMENT ELEMENTARY SCHOOLS
SCHOOL YEAR 2005-2006

School		Non-Instructional Rooms (Current Utilization [a])						
		Libraries	Clinic	Canteen	Offices	Other Uses	Not Currently Used	Total
104688	Alauli ES	0	0	0	1	0	0	1
104689	Bagumbayan ES	1	1	1	1	0	1	5
104690	Balut ES	1	0	1	1	1	0	4
104691	Diwa ES (Diwa Bo. ES)	1	0	1	1	0	0	3
104692	J.S. Herrera Sr. Mem. ES	1	0	1	1	0	0	3
104693	Liyang ES	1	0	1	1	1	0	4
104694	Nagwaling ES	1	0	1	1	0	0	3
104695	Panilao ES	3	1	1	1	2	0	8
104696	Pantingan ES	0	0	1	1	1	0	3
104697	Pilar ES	2	0	0	3	5	0	10
104698	Sta. Rosa ES	0	0	1	1	2	0	4
104699	Wakas ES	1	0	1	2	0	0	4
	TOTAL	**12**	**2**	**10**	**15**	**12**	**1**	**52**

DEPARTMENT OF EDUCATION

PUPIL SEATING IN GOVERNMENT ELEMENTARY SCHOOLS
SCHOOL YEAR 2005-2006

School		Desks	Sets of Tables and Chairs	Armchairs	Total Seating Capacity [a]	Number of Shifts Offered	Total Enrolment	Mean Enrolment per Shift	Pupil : Seating Ratio	
									Raw [b]	Adjusted [c]
104688	Alauli ES	44	0	244	332	1	487	487.00	1.47	1.47
104689	Bagumbayan ES	120	0	64	304	1	259	259.00	0.85	0.85
104690	Balut ES	87	19	46	258	1	312	312.00	1.21	1.21
104691	Diwa ES (Diwa Bo. ES)	60	5	80	210	1	262	262.00	1.25	1.25
104692	J.S. Herrera Sr. Mem. ES	45	0	45	135	1	133	133.00	0.99	0.99
104693	Liyang ES	49	0	107	205	1	244	244.00	1.19	1.19
104694	Nagwaling ES	13	0	174	200	1	260	260.00	1.30	1.30
104695	Panilao ES	90	48	150	426	1	586	586.00	1.38	1.38
104696	Pantingan ES	10	24	90	158	1	172	172.00	1.09	1.09
104697	Pilar ES	190	14	215	623	1	718	718.00	1.15	1.15
104698	Sta. Rosa ES	120	30	160	460	1	455	455.00	0.99	0.99
104699	Wakas ES	50	24	100	248	1	387	387.00	1.56	1.56
	TOTAL	**878**	**164**	**1,475**	**3,559**		**4,275**	**4,275.00**	**1.20**	**1.20**

DEPARTMENT OF EDUCATION

PUPIL TOILET BOWL PROVISION IN GOVERNMENT ELEMENTARY SCHOOLS
SCHOOL YEAR 2005-2006

School		Number of Toilet Bowls				Number of Urinals	Number of Shifts Offered	Total Enrolment	Mean Enrolment per Shift	Pupil : Bowl Ratio	
		Girls	Boys	Shared (girls and boys)	Total					Raw [b]	Adjusted [c]
104688	Alauli ES	2	2	7	11	0	1	487	487.00	44.27	44.27
104689	Bagumbayan ES	0	0	7	7	0	1	259	259.00	37.00	37.00
104690	Balut ES	0	0	8	8	0	1	312	312.00	39.00	39.00
104691	Diwa ES (Diwa Bo. ES)	0	0	10	10	0	1	262	262.00	26.20	26.20
104692	J.S. Herrera Sr. Mem. ES	4	1	0	5	0	1	133	133.00	26.60	26.60
104693	Liyang ES	0	0	7	7	0	1	244	244.00	34.86	34.86
104694	Nagwaling ES	2	1	0	3	0	1	260	260.00	86.67	86.67
104695	Panilao ES	4	4	12	20	2	1	586	586.00	29.30	29.30
104696	Pantingan ES	0	0	7	7	0	1	172	172.00	24.57	24.57
104697	Pilar ES	4	4	8	16	0	1	718	718.00	44.88	44.88
104698	Sta. Rosa ES	0	0	14	14	0	1	455	455.00	32.50	32.50
104699	Wakas ES	0	0	8	8	0	1	387	387.00	48.38	48.38
	TOTAL	**16**	**12**	**88**	**116**	**2**		**4,275**	**4,275.00**	**36.85**	**36.85**

DEPARTMENT OF EDUCATION

PUPIL - TEACHER RATIOS (PTRs)
SCHOOL YEAR 2005-2006

School		Total Enrolment	Nationally-Funded Teaching Positions Assigned to School	PTR_{NF}	Nationally-Funded Teaching Personnel Working in School	PTR_{NF-WIS} [1/]	Nationally-Funded + Locally Funded Personnel Working in School	PTR_{NF+LF} [2/]
104688	Alauli ES	487	13	37.46	13	37.46	14	34.79
104689	Bagumbayan ES	259	9	28.78	9	28.78	9	28.78
104690	Balut ES	312	7	44.57	7	44.57	8	39.00
104691	Diwa ES (Diwa Bo. ES)	262	8	32.75	8	32.75	8	32.75
104692	J.S. Herrera Sr. Mem. ES	133	7	19.00	7	19.00	7	19.00
104693	Liyang ES	244	7	34.86	7	34.86	7	34.86
104694	Nagwaling ES	260	7	37.14	7	37.14	8	32.50
104695	Panilao ES	586	16	36.63	16	36.63	16	36.63
104696	Pantingan ES	172	7	24.57	7	24.57	7	24.57
104697	Pilar ES	718	22	32.64	22	32.64	25	28.72
104698	Sta. Rosa ES	455	14	32.50	14	32.50	15	30.33
104699	Wakas ES	387	13	29.77	13	29.77	13	29.77
	TOTAL	**4,275**	**130**	**32.88**	**130**	**32.88**	**137**	**31.20**

Table 26 Household Population 5 Years Old and Over Who Were Attending School at Anytime from June 1999 to March 2000 by Sex.City/Mumcipality of Present Residence and Place of School 2000 (Figures are estimates based on a 10% sample)

Sex and City/Municipality of Present Residence	Household Population 5 Years Old and Over Who were Attending School at Anytime from June 1999 to March 2000	PLACE OF SCHOOL				
		Same City/ Municipality	Other City/ Municipality Same Province	Other Province	Foreign Country	Unknown
BATAAN Both Sexes	155,153	**135,783**	9,317	6,821	194	3,038
Male	78,015	68,616	4,535	3,227	102	1,535
Female	77,138	67,167	4,782	3,594	92	1,503
PILAR						
Both Sexes	8,474	6,928	1,218	**209**		**119**
Male	4,207	3,502	590	75		40
Female	4,267	3,426	628	**134**		79

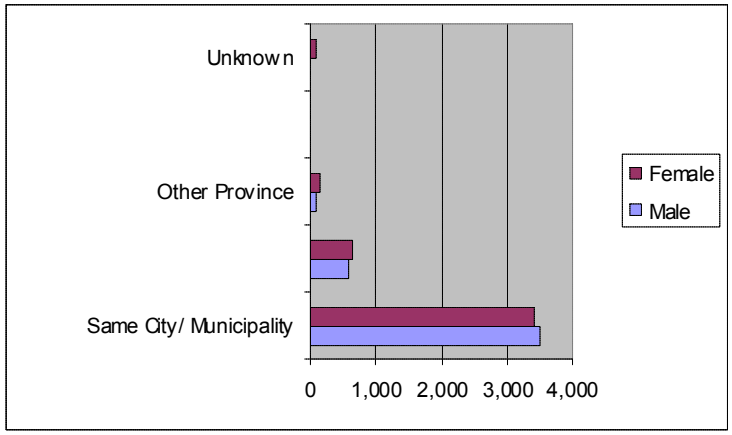

3.2.2 Projected Scenario

More effort will be exerted to address the problems on non-readers and malnourished pupils in the next few years.

All schools will be provided with additional classrooms; repairs shall also be done. Potable water supply, electricity, science and sports facilities and industrial arts equipment shall also be provided.

More textbooks for all learning areas are to be provided to meet the standard ratio of one textbook per pupil.

3.3 Housing

3.3.1 Existing Situation

a. Housing

Majority of the buildings in the rural areas uses non-permanent type materials like wood for walling and nipa for roofing. In the Poblacion however, semi-concrete and concrete houses are common. The vast land area of Pilar can well accommodate the housing requirements of the growing population, At present, housing poses not much problem and the local government has not ventured into resettlement projects. The low income groups generally is provided with adequate shelter.

Houses in all the barangays are concentrated along transportation routes. Some houses are scattered especially in the very remote barangays. Inspite of the fact that housing is not a major problem, the municipality also engages in the appraisal of the housing needs of the population. Adequate land area is similarly delineated as the rest of the sector. The crucial task of the municipality with regard to housing is in the provision of adequate resources and facilities such as water supply, electric power and in consonance with housing standards, to all socio-economic levels of the municipality.

b. Type Units Occupied

Residential types outnumber commercial and institutional buildings. Landowners themselves usually build the latter.

c. Housing Units Occupied

The NSO 2000 survey revealed that about 6, 377 homes were occupied.

d. Occupied Housing Units/Household By Types Of Building

Almost all occupied housing units were single houses. Duplex and multi-unit residential are rarely found in Pilar.

e. Infrastructure Support Facilities

Facilities like roads, drainage and sewerage, electricity, water and communications need to be upgraded.

Occupied Housing Units by Type of Building,Number of Households in Each Housing Unit 2000

Number of Households in Each Housing Unit and City/Municipality	Total Occupied Housing Units	Single House	Duplex	Multi- Unit Residential (3 units or more)
PILAR				
Total	6,377	5,859	262	178
One Household	6,274	5,795	236	170
Two Households	83	51	24	5
Three Households	13	8	2	2
Four Households	4	4	-	
Five Households	1		_	1
Six Households or More	2	1	-	
Average Number of Households	1.02	1.01	1.11	1.07

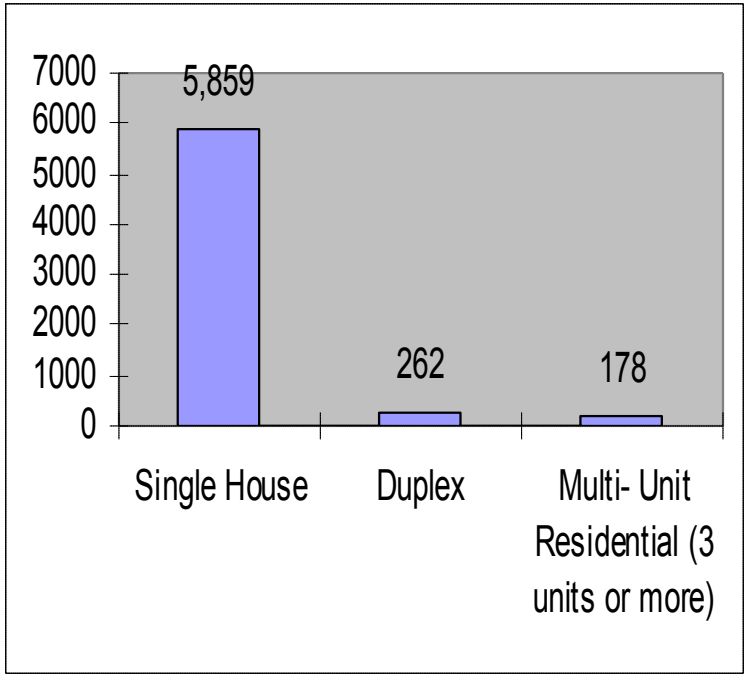

3.4 Social Welfare Services

3.4.1 Existing Situation

With the economic crisis besetting our country today, social welfare programs and services are so vital in every community. This is very much necessary in order to uplift the living condition of the poor segments of our society and to provide them the assistance needed to develop their maximum capacities for self-reliance. In Pilar, social welfare programs and services are being rendered by the Department of Social Welfare and Development (DSWD).

.

3.4.2 Manpower

At present, these social welfare programs are being implemented by eighteen (18) day care workers and one (1) social worker assistant.

On top of this, these day care workers also serve as teachers for pre-school children of the municipality. Two of the DCW are regular employees and derive their salaries from the municipal government while the others depends on the honorarium given to them by the municipality in addition to the tuition fees of the enrollees.

DAY CARE CENTERS IN PILAR
2003 – 2007

DAY CARE CENTER	LOCATION	STAR RATING*
1. Pantingan Day Care Center	Barangay Pantingan	5*
2. Liyang Day Care Center	Barangay Liyang	4*
3. Batangas 3 Day Care Center	Barangay Liyang	5*
4. Diwa Day Carew Center	Barangay Diwa	5*
5. Nagwaling Day Care Center	Barangay Nagwaling	4*
6. Korokan Day Care Center	Barangay Nagwaling	4*
7. Alauli Day Care Center	Barangay Alauli	4*
8. Boulevard Day Care Center	Barangay Alauli	4*
9. Tabon Day Care Center	Barangay Del Rosario	4*
10. Pilar Day Care Center	Barangay Panilao	4*
11. Panilao Day Care Center	Barangay Panilao	5*
12. Sta. Rosa I Day Care Center	Barangay Sta. Rosa	5*
13. Sta. Rosa II Day Care Center	Barangay Sta. Rosa	5*
14. Balut I Day Care Center	Barangay Balut I	5*
15. Balut II Day Care Center	Barangay Balut II	4*
16. Poblacion Day Care Center	Barangay Poblacion	5*
17. Wawa Day Care Center	Barangay Wawa	5*
18. Bagumbayan Day Care Center	Barangay Bagumbayan	4*
19. Landing Day Care Center	Barangay Landing	4*
20. Wakas North Day Care Center	Barangay Wakas North	5*
21. Wakas South day Care Center	Barangay Wakas South	4*

Source MSWDO, Pilar
* Accreditation rating given to Day Care Centers where I is the lowest and 5 is the highest

3.5 SOCIAL WELFARE SPONSORED PROJECTS FOR THE YEAR 2003-2007

3.5.1 Existing Projects

SEA-KAUNLARAN PROJECTS

PROJECTS	BARANGAY	NO. OF INDIVIDUALS	AMOUNT
a) Buklod ng Pagkakaisa	Nagwaling	29 individuals	P/45,000.00
b) Bigkis Kababaihan	Balut I	20 individuals	P/l00,000.00
c) Gabay sa Pag-unlad	Liyang	25 individuals	P/ 125,000.00
d) Balut II Women SKA	Balut II	30 individuals	P/150,000.00
e) Samahang Nagkakaisa sa Kaunlaran Ass.	Pantingan	30 individuals	P/l50,000.00

II. KASAMAKA CBR FOUNDATION – (NGO)

a) Assistive Device – Wheelchairs, crutches, special seats, hearing aid.
b) Educational assistance
c) Medical Assistance
d) Training on Physical Therapy, early detection of disability

3.5.2 Social Welfare Programs

In line with the national goals, social welfare programs in the municipality includes:

1. Livelihood Programs:

a) SELF-EMPLOYMENT ASSISTANCE-KAUNLARAN (SEA-K) – provision of capital assistance to a group of individuals to start or augment small business such as vending project to earn extra income for their family. The fund comes from DSWD-regional office.

b) Practical Skills Development – conduct of skills training for women, youth and other individuals who need skills for employment purposes.

- Information and Communication Technology Training (ICT) provision of the education and training on computer technology.
- Skills training in candle making, stuffed toy making, flower making, candy making.

II. DAY CARE SERVICE - provision of supplementary parental care to 3 -5 years old children of parents who find it difficult to fully care of their children during part of the day because of work or some other reasons. This is provided in DAY CARE CENTERS. Activities under taken during the year by children and parents in the Day Care Center are:

1) Children Congress – an activity conducted in celebration of the Children's Month in October where children show cases their talent in drawing, singing, dancing and poem reciting.
2) Nutrition Month Celebration – an activity conducted every month of July by parents and children in the Day Care Center wherein the theme of the activity is related to the importance of good nutrition.
3) Family Week Celebration – conducted every month of September. Families of children and their parents joined the other families to a bonding time.

III. COUNSELING SERVICES

2) Marriage Counseling- provided to couples about to be married and couples with marital problem/conflicts. Topics involve are self awareness, aspect of marriage, communication, ingredients of good marriage and responsible parenthood.
3) Family Counseling – provision of counseling to families in conflict with members of the family.

IV. WOMEN PROGRAM

Believing in the innate qualities of women's contribution to nation building, these women are organized to form women's group called KALIPUNAN NG LIPING PILIPINA (KALIPI) for women who were chosen leaders of the group are provided capability building like LEADERSHIP TRAINING.

V. SENIOR CITIZEN PROGRAM

Incompliance with the Senior Citizen's Act maximizing the contribution of elderly on nation – building, issuance of privilege card for Senior Citizen's (those aged 60 years old and above) is done. These senior citizens are organized into barangay association and then federated in the municipal and provincial level.

VI. SOLO PARENT PROGRAM

Issuance of Solo Parent Identification Card.

VII. DIFFIRENTLY-ABLED PERSONS PROGRAM – services for persons with disability consists of the following:

1) Organization of disabled persons
2) Educational Assistance
3) Provision of Assistance
4) Skills Training on Physical Therapy

VIII. CBR PROGRAM FOR PERPETRATOR OF DOMESTIC VIOLENCE:

Service provided to perpetrators of domestic violence with the goal of minimizing the cause of violence in the family. This is done through:

1) psychosocial interventions
2) counseling sessions

IX. Indigent Program for Philhealth medicare Beneficiaries:

Provision of medical insurance to indigent families to ensure that medical needs are met.

X. Referral Service – linking the needs to appropriate agency for services.

XI. Financial Assistance – extension of financial assistance for the following purposes:

1) Aid to Individuals in crisis situation
2) Medical
3) Burial

XII. Court Related Cases – assistance provided to clientele group:

a) Children in conflict with the Law (CLCL)
b) Children's cases in relation to RA 76l0
c) Women and children in difficult situation – RA 6292.

3.6 Protective Services

3.6.1 Fire Protection

Fire protection services in the municipality are being taken cared of by five (5) regular fireman who are presently stationed inside the compound of the Bataan Government Center in Gov. Linao Avenue, Alauli, Pilar, Bataan

With five (5) personnel to service a population of 43,2l3, this amounts to a ratio of one fireman for every 8,642.60 population. This way below the minimum standard of one fireman for every 2,000 population.

The fire fighting department has one (1) fire truck for use in their operations.

Facilities and Equipments

EQUIPMENTS	QUANTITY	STATUS
a) Firecoat	2 pcs.	Serviceable
b) Fire trouser	1 pc.	-do-
c) Fire Helmet	5 pcs.	-do-
d) Fire Boots	3 pairs	-do-
e) Fire hose 2 ½	3 rolls	-do-
f) Fire hoses 2 ½	4 rolls	-do-
g) Nozzle 2 ½	1 pc.	-do-
h) Nozzle 1 ½	2 pcs.	-do-
i) Ladder	2 pcs.	-do-
j) Fire gloves	2 pairs	-do-
k) Typewriter	1 unit	-do-

Fire Suspension

Barangay	2003	2004	2005	2006	2007	TOTAL
Panilao	1					1
Wawa	1					1
Burgos	1					1
Liyang		1				1
Sta. Rosa			1		1	2
Bantan Munti			1			1
Ala-uli			1		1	2
Del Rosario			1			1
Rizal			1			1
Panilao			1	1		2
Balut II				1	1	2
TOTAL						15

Frequent Fire Incidents:

a. Panilao - 3
b. Sta. Rosa - 2
c. Ala-uli - 2
d. Balut II - 2

V. FIRE DRILLING AND SEMINARS

VI.

Number of Fire Drills/Seminars conducted - 20

3.6.2 Police Services

The Philippine National Police force in Pilar has 2l active members. All nineteen (19) personnel are based in the main headquarters located within the compound of the Municipal Building. One (1) is on duty to the Office of the Mayor and the other one (1) in the Office of the Provincial Director.

At present there is no private security agency in the municipality to cater the private security needs of the numerous commercial establishments and other private enterprises.

Using the population figure of Pilar 43,2l3, the ratio of the policeman to the population is 1:2274.37 comparing the minimum standard ratio of one policeman per 1,000 population, the existing ratio indicates that the municipality has inadequate number of policemen. But complementing the existing police force are Barangay Tanods and other officials who help in keeping peace and order in the municipality.

For the period covered there were twenty nine (29) suspects wherein nineteen (19) were arrested thereby making an arrest rate of 65.5l%. And the average monthly crime rate (AMCR) was registered 0.66. In the thirteen (13) crime incidents reported which were properly investigated and solved these 13 cases, thereby making the crime solution efficiency at l00%.

Police Facilities

In terms of facilities, the PNP has two (2) mobile jeeps and two (2) motorcycles which are used for patrolling activities. Their equipments, on the other hand, is limited to one (1) Base Radio, one (1) handheld Radio, one (1) Mobile Radio, one (1) telephone, two (2) computer and Internet, one (1) typewriter, one (1) digital camera and one (1) investigation kit.

The force has detention center wherein detainees were temporarily detained, and accordingly turned over to Bureau of Jail Management and Penology which is located besides the Municipal Building of Pilar.

The police maintains firearms which includes sixteen (16) 5.56 rifles (Ml6), one (1) 7.62 rifle (M14), twelve (12) 9mm pistol, seven (7) .45 cal pistol and one (1) .38 cal pistol.

LIST OF CRIMES CY 2003 – 2007

Crime	2003	2004	2005	2006	2007
Index Crime					
Murder		1	3		1
Homicide		1	1		
Physical Injuries	1	2	5	1	
Rape	2				2
Robbery			2		
Theft				4	1
Non-Index Crime					
Violation of RA 6539 (Anti-Carnapping)			1		1
Violation of RA 9165 (Anti-Illegal Drugs)	23	33	39	22	15
PD 1602/RA 8297 (Anti-Illegal Gambling)	5	7	2		
RA 8550 (Anti-Illegal Fishing)			1	1	1
Anti-Fencing Law				1	
Estafa				1	
Illegal Recruitment				1	
Violation of RA 9261 (Concubinage)					1
Violation of PD 1866/RA 8294 (Illegal Possession of FAs)	1	3	2	1	2
Prostitution	4				
Violation of PD 705 (Forestry Code)	1				
Total	**37**	**47**	**56**	**32**	**24**

FACILITIES AND EQUIPMENT

FACILITIES	STATUS	EQUIPMENT	STATUS
1 Mitsubishi L300 Patrol Car	Serviceable	2 Computer	
1 Mitsubishi Patrol Jeep	Serviceable	1 base radio	Serviceable
2 Motorcycles	Serviceable	1 hand held radio	Serviceable
		1 typewriter	Serviceable
		1 digital camera	Serviceable
		1 investigation kit	Serviceable

3.7 Water

A. Existing Situation

The Municipality of Pilar has a water district under the local water utilities administration, the Pilar Rural waterworks and sanitation association which was established in 1991. It is serving only three (3) barangays of the locality namely: Panilao, Poblacion and Del Rosario with a total of 368 connections.

The amount needed for a household to have a water connection is at least P1,210.00, broken down as follows:

- Membership Fee - P10.00
- Service and Other - 400.00
- Meter Deposit - 800.00

P1,210.00

the monthly minimum rate is P60.00 for 0.10 liters.

Aside from the Rural Waterworks supply of water, residents use the artesian wells, deep wells and individual pumps, still others use the jetmatic pumps especially those residing in the Poblacion.

Water Resources And Mineral Deposit

There are four (4) big rivers in Pilar; the Masuaje, Catmon, Habasag and Pantingan, The Talisay River which belongs to Balanga, forms as the dividing line between the municipality of Pilar and Balanga. The Masuaje River and the Magsaysay Irrigation System contribute to the Agricultural development of the municipality.

Another water resources of the municipality is its ground water with water table varying at depths of 10 to 30 feet in high places. Due to the limited areas covered by the waterworks system, artesian walls, force pumps and other mechanical devices are extensively used to obtain water for laundering, bathing and even for domestic use. Ground water is also used as source of irrigation water but not extensively since, this is more expensive than using surface water.

The only mineral deposit that exist in this municipality is gravel and sand which is found in Barangays Nagwaling, Alauli, Pantingan, Diwa and Liyang.